



Pembroke Instruments, LLC  
120 Stanford Heights Avenue  
San Francisco, CA 94127 USA  
Tel. 415-860-4217  
[www.pembrokeinstruments.com](http://www.pembrokeinstruments.com)  
[sales@pembrokeinstruments.com](mailto:sales@pembrokeinstruments.com)

# Product Sheet

## RGB-NIR Multispectral Camera

### MSC2-RGBN-1-A



MSC2-RGBN-1-A

Specifications subject to change

Revised November 18, 2020

Version 007

# Table of Contents

1. Description.....	3
2. Key Features .....	3
3. Applications .....	3
4. Spectral Characteristics .....	4
Spectral response of the filter set and sensor.....	4
On-chip position and width of spectral bands.....	<b>Error! Bookmark not defined.</b>
5. Anti-X-Talk™ Technology .....	4
6. Specifications .....	4
7. Mechanical Drawings.....	7
8. External Connector Specifications .....	7
9. SDKs .....	8
10. Windows Software (optional) .....	8

# 1. Description

The MSC2 RGB-NIR multispectral camera incorporates a high performance 4MP CMOS sensor that is modified with Spectral Devices proprietary multispectral filter array technology. This miniature multispectral snapshot camera simultaneously captures images at 4 distinct bands at 89 frames per second in full frame mode. There is no requirement for additional filters, filter wheels, or tunable filters. The spectral information in the 4 bands is captured simultaneously by the multispectral sensor. The camera offers 4 bands of spectral discrimination spaced between 400 nm and 1000 nm. The camera is USB3 Vision-compliant with many pre-built software options such as 2ndlook graphical camera software. Programmers can build camera applications in Windows and Linux using the included SDKs. Power is supplied through the USB3 interface. The MSC2-RGBN-1-A is ultra-compact, ultra-light, and designed for demanding visible imaging applications.

# 2. Key Features

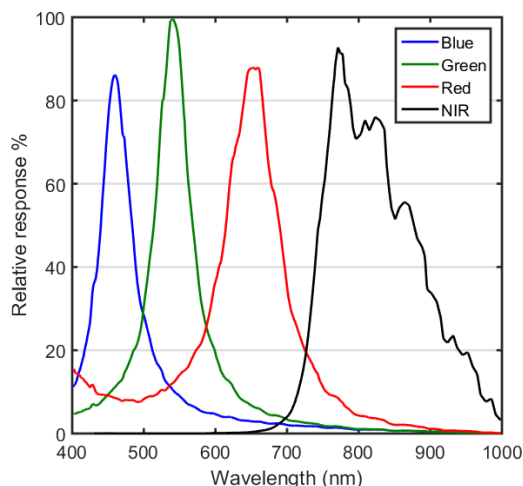
- Snapshot Operation (capture spectral images simultaneously)
- Captures 4 Bands (450, 550, 650, 800 nm)
- Anti-X-Talk™ Technology (enhances contrast and spectral performance)
- High Frame Rate (up to 89 FPS at full frame)
- High Performance (4MP Global Shutter CMOS Sensor)
- USB3 Vision & GenICam Compliant
- Ultracompact (28 mm x 28 mm x 47 mm)
- Ultralight (< 55 g)
- Low Power Requirement (< 4W from USB cable)
- Multiple M2 and M4 Mounting Points
- SDK for Windows and Linux included

# 3. Applications

The camera is suitable for applications such as remote sensing for agriculture and geological surveys, industrial color inspection, close examination of artwork, biomedical imaging, robotics, and automation. Combined with Spectral Devices SBC-1 miniature vision computer, the MSC2-RGBN-1-A offers an easy-to-use lightweight and modular imaging solution for UAV users.

## 4. Spectral Characteristics

### Spectral response of the filter set



## 5. Anti-X-Talk™ Technology

Unique to Spectral Devices is an on-chip technology we refer to as Anti-X-Talk™ technology. Anti-X-Talk™ technology works at the filter level and prevents light leakage between individual filters. Without Anti-X-Talk™ technology, stray light between spectral channels is significant, often exceeding the light leakage due to spectral overlap between adjacent filters. Without Anti-X-Talk™ technology, images suffer from low contrast and spectral ambiguity. Spectral Devices invented Anti-X-Talk™ technology to overcome these problems. It works by blocking stray light between adjacent filters, so the pixel response is predictable and directly related to the actual spectral response of the overlying pixelated filter. The result is multispectral images with better spectral discrimination and higher contrast. Furthermore, high quality image data from the MSC2-RGBN-1-A can be used as is without the need for proprietary post-processing algorithms and the camera can be used with a wide range of lens types even at large apertures (e.g. f/2).

## 6. Specifications

Lens Mount	C-mount
Sensor Type	CMOS
Sensor Model	AMS CMV4000
Sensor Format	1-inch
Number of Spectral Channels	8
Image Pixels Per Spectral Channel	512 x 512 (1024 x 1024 after debayering)
Effective Pixel Size (H x V)	5.5 μm x 5.5 μm

Capture Method	Area
Spectral Channels	450, 550, 650, 800 nm
Spectral Bandwidth (FWHM)	~70 nm
On-chip Spectral Enhancement	Anti-X-Talk™ Technology
Shutter Type	Global
Sync System	External trigger (Hardware, Software) / Free run
Maximum Frame Rate (at Full Frame)	8bits output 89 fps 10bits output 45 fps 12bits output 37 fps
ADC bit width	10bits / 12bits
Video Format	8bits / 10bits / 12bits output (Support packed on 10bits / 12bits)
Noise Level	8bits output: <3 digits (Gain 0 dB) 10bits output: <12 digits (Gain 0 dB) 12bits output: <48 digits (Gain 0 dB)
Sensitivity (*1)	210 Lux
Exposure time	22 $\mu$ s to 16.77 seconds (Default: 11,116.0 $\mu$ s)
Digital Gain	0 to 13.9 dB (Default: 0 dB)
Black Level	8bits output: 0 to 15 digits 10bits output: 0 to 63 digits 12bits output: 0 to 255 digits
ROI	Horizontal: 32 to 2,048 pixels Vertical: 32 to 2,048 lines (Default: 2,048 x 2,048) Adjustable Steps for size: 16 pixels in horizontal direction / 4 lines in vertical direction Adjustable Steps for offset: 2 pixels in horizontal direction / 2 lines in vertical direction
Multi ROIs (*2)	8 regions (Default: 1 region)
Binning	Turned off for multispectral readout
Decimation	Turned off for multispectral readout
HDR	Turned off for multispectral readout
Image Flip	Horizontal / Vertical / Horizontal and Vertical / Off
Defective Pixel Correction	Turned off for multispectral readout
Auto Exposure	Supported
Auto Gain	Supported
Operational Mode	Edge preset Trigger / Pulse width Trigger / Start Stop Trigger / Free run
User Setting Storage	Supported
Communication	Through USB3.0 bus
Interface	USB3.0 Super speed (USB3.0 micro B)
Protocol	USB3 Vision® 1.0.1, GenICam Standard Version (SFNC 2.2, PFNC 2.0) compliant
Input / Output	Three GPIOs, One Camera Hardware Reset
Power Input Voltage	+5V (typ.) (This conforms to USB standard)

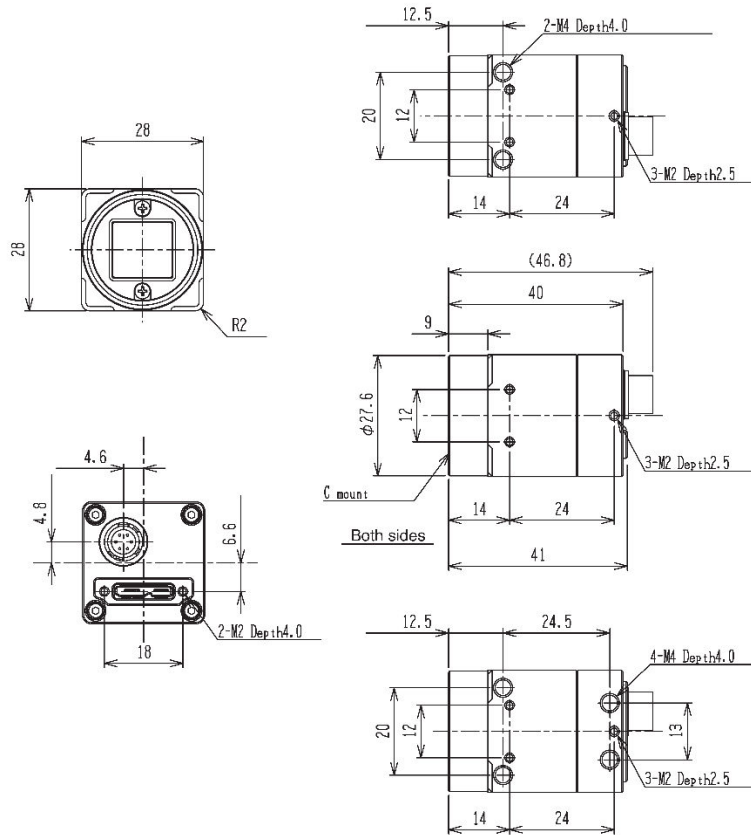
Power Consumption	Less than 4.0 W
Case Construction	Anodized Aluminum
Mounting Holes	4 x M4 (bottom), 2 x M4 (top), 3 x M2 (4 sides)
Overall Size	28 mm x 28 mm x 47 mm (W x H x L)
Weight	< 55 g
Operational Temperature / Humidity	Minimum Environmental Temperature: 0 deg. C, Environmental Humidity: 0 to 85 %RH (No condensation) Maximum Camera housing temperature (top plate) shall not exceed 55 deg. C
Storage Temperature / Humidity	Environmental Temperature: -30 to +65 deg. C Environmental Humidity: 0 to 85 %RH (No condensation)
Vibration	20 Hz to 200 Hz to 20 Hz (5 min. / cycle), acceleration 10 G, XYZ 3 directions 30 min. each
Shock Acceleration	38 G, half amplitude 6 ms, XYZ 3 directions 3 times each
Standard Compliancy	EMS: EN61000-6-2, EMI: EN55011
RoHS	RoHS Compliant

(\*1) The sensitivity was measured as the luminance when white level achieved 100 % using the settings and conditions below.

Camera Setting		Environment	
Parameter	Setting	Parameter	Setting
Gain Up	0 dB	Light Source	Light Box (White)
AGC	Off	Color temperature	5,100K
White Balance	Optimum	Lens	
Electrical Shutter	1/30 seconds	F on Lens	F5.6
Black Level	Optimum	Target Luminance	IM-600 (Topcon)
Gamma	Factory Setting		

(\*2) The multiple ROI regions cannot set on the same horizontal line.

## 7. Mechanical Drawings



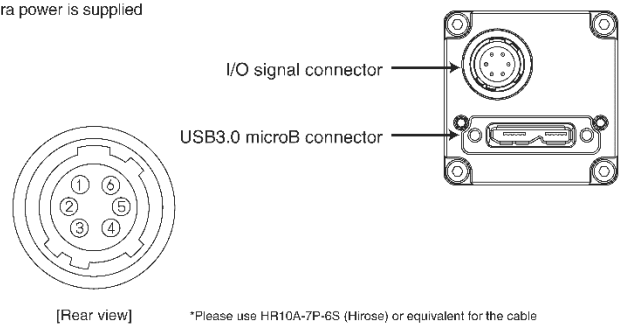
## 8. External Connector Specifications

External Connectors	USB: USB3.0 MicroB type, I/O signals: HR10A-7R-6PB(Hirose) or equivalent
---------------------	--

- ▶ This connector is for the output signal, not for the power of the camera. The camera power is supplied in +5V from the USB cable
- It does not affect the voltage for the input signal

### Pin Assignment

Pin No.	Signal Name	I/O	Signal Voltage	
			Low	High
1	GND for I/O signal	-	0V	
2	Output 2(IO3)	OUT	0.8V or lower	+3.3 - +24V
3	Output 1(IO2)	OUT	0.8V or lower	+3.3 - +24V
4	Input 2(IO1)	IN	0.7V or lower	+2.5 - +5V
5	Input 1(IO0)	IN	0.7V or lower	+2.5 - +5V
6	Power supply for output signal (IO_VCC)	-	+3.3 to +24 Vdc	



\*Please use HR10A-7P-6S (Hirose) or equivalent for the cable

## 9. SDKs

Included with the MSC2-RGBN-1-A is an industrial-grade SDK for camera control and image capture. The SDK is compatible with variety of Windows, Linux and MacOS operating systems. It includes drivers, libraries, documentation, and samples. Environments such as Python and OpenCV are also supported.

Operating System	Development Environments	SDK Includes
Windows 10 (32bit / 64bit) Windows 8.1 (32bit / 64bit) Windows 7 SP1 (32bit / 64bit)	Visual Studio 6 Visual Studio 2003 Visual Studio 2005 Visual Studio 2008 Visual Studio 2010 Visual Studio 2012 Visual Studio 2013 Visual Studio 2015 MinGW (Minimalist GNU for Windows) embarcadero Free C++ Compiler Python 3.6.x Python 3.7.x	Windows driver Windows SDK StApi (Visual C++, .net Framework 2.0, C) StGenTL module Viewing Software (StViewer) Sample Programs (Visual C++, Visual C#, Visual Basic, C) DirectShow Filter Documentation
Ubuntu 18.04 (64bit) Ubuntu 18.04 (ARM 64bit) Raspberry Pi OS (32bit)	Python 3.6.x Python 3.7.x	StApi (C++, C) StGenTL module Viewing Software (StViewer) Sample Programs (C++, C) Documentation
MacOSX Sierra MacOSX High Sierra MacOSX Catalina	Python 3.6.x Python 3.7.x	StApi (C++) StGenTL module Viewing Software (StViewer) Sample Programs Documentation

## 10. Windows Software (optional)

2ndLook is a complete image acquisition software package that enables users to connect and acquire images from one or more multispectral cameras on a single PC. Offers real-time synchronized video recording from GenICam-compliant USB3 Vision, GigE Vision, and DirectShow cameras (Figure 10.1). Easily record directly to popular file formats such as AVI and TIFF. Record from multiple cameras to different file formats concurrently. Multispectral imaging conversion filters for Spectral Devices cameras are built in (Figure 10.2). View montage of spectral images in real-time (Figure 10.3). Built-in debayering algorithm to show color image from RGB multispectral images. Easy to use interface with interactive help and user guides. Demo version provides all features, except save to disk function.





Figure 10.1. Real-time display of raw multispectral images.

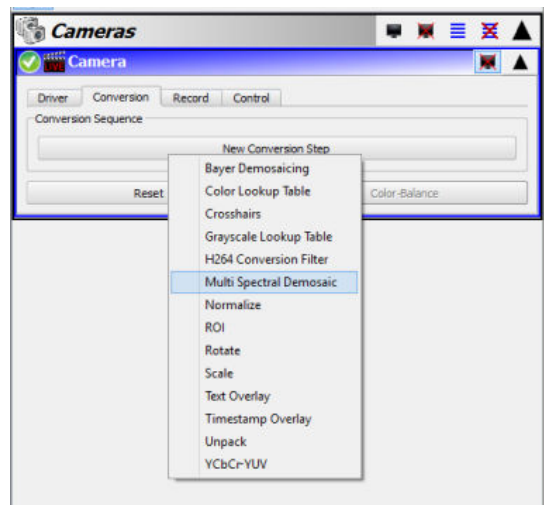


Figure 10.2. Multispectral conversion filters



Figure 10.3. Real-time display of multispectral images in montage format. Example here collected with 4-band multispectral camera for agriculture.